

Assistance with login to Web for student

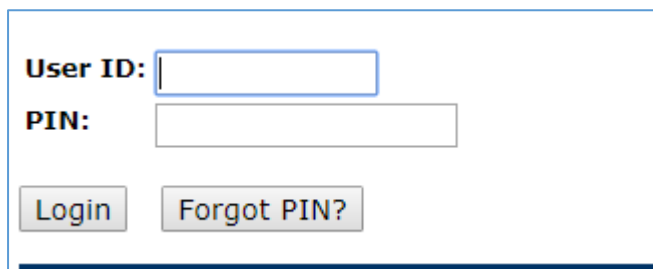
Web for student is used by GMIT students to register, pay fees, apply for an add on programme or retrieve exam results

Go to

https://ssb.ancheim.ie/gmit/app/twbkwbis.P_ValLogin

Please read the Notes as there may be guidance relating to the task you wish to perform.

To login please use your student ID and PIN



The screenshot shows a login form with the following elements:

- A label "User ID:" followed by a text input field.
- A label "PIN:" followed by a text input field.
- A "Login" button.
- A "Forgot PIN?" button.

User ID

New Students – this will be sent to you by the college when you accept your course in GMIT. In most cases it will begin with the letter G followed by 8 numbers. If not in the main body of the letter it will be above your name /address.

Continuing students – this is the ID on your GMIT student card

PIN

New students - in most cases this will be your date of birth in the 6 digit format DDMMYY. So for example 7th June 1998 will be 070698

If you have ever attended GMIT in the past (for an evening course, a previous programme) you may have a PIN that was set, either by yourself or as part of an automatic PIN generation process, and it may not be your date of birth.

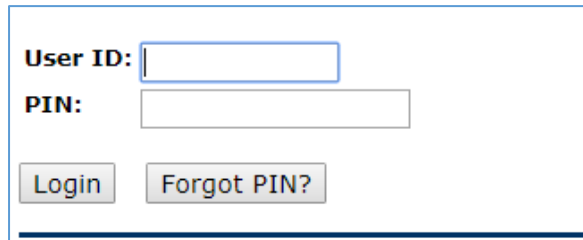
If you are a new student and are having difficulty logging in using ID/DOB please e mail webforstudent@gmit.ie supplying your ID and date of birth and requesting a PIN reset.

NOTE – YOU WILL NOT BE ABLE TO RESET YOUR PIN YOURSELF UNTIL YOU HAVE SUCCESSFULLY LOGGED IN AND SET A PIN HINT QUESTION!!

Continuing students – your PIN will have been reset by yourself upon initial login. Select Forgot PIN and use the PIN hint question that you set upon initial login to reset your own PIN. If this does not work/you forget the PIN hint question answer please e mail webforstudent@gmit.ie supplying your ID and date of birth and requesting a PIN reset.

First time login /login after a PIN reset

Step 1 – Login using ID and initial PIN



User ID:

PIN:

Login Forgot PIN?

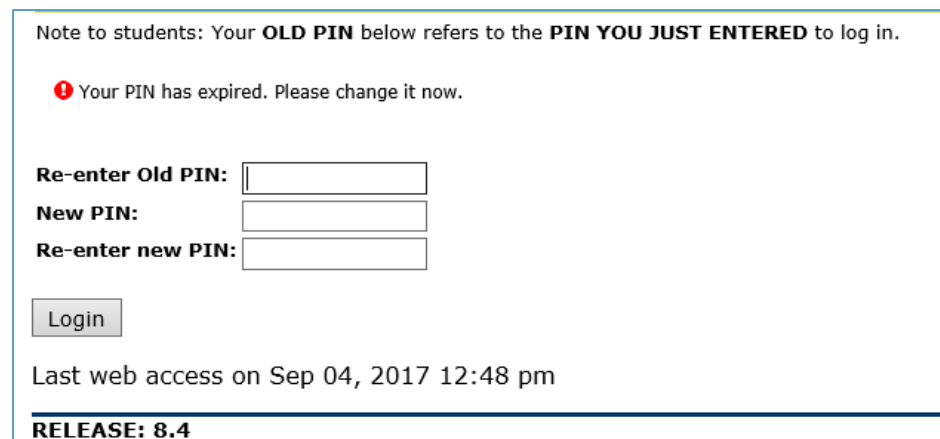
Note - For security purposes when you first access web for student or when you access after a PIN reset the password will be set as automatically expired

Step 2 – Update PIN


You will be brought to an expired PIN page and asked to change your PIN

Where you are asked to **Re-enter old PIN** enter your date of birth in format DDMMYY

Then supply a new 6 digit PIN number – ensure that it is memorable as you will need this to access web services, for example fee payment, exam results. Re Enter the new PI and select login.



Note to students: Your **OLD PIN** below refers to the **PIN YOU JUST ENTERED** to log in.

 Your PIN has expired. Please change it now.

Re-enter Old PIN:

New PIN:

Re-enter new PIN:

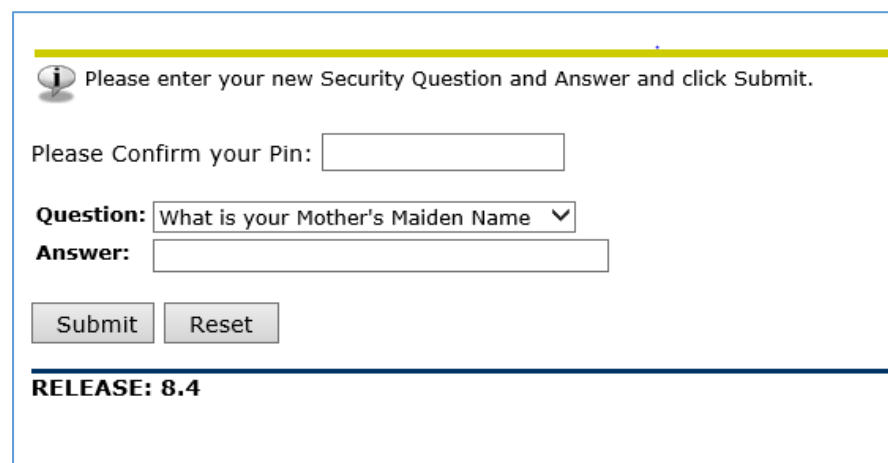
Login


Last web access on Sep 04, 2017 12:48 pm

RELEASE: 8.4

Step 3 – Set a PIN Hint question

If it is your very first time to login you will then be brought to a page to set up a Security question that will allow you to reset your own PIN should you forget it.



 Please enter your new Security Question and Answer and click Submit.

Please Confirm your Pin:

Question: What is your Mother's Maiden Name

Answer:

Submit Reset

RELEASE: 8.4

Confirm your PIN *the new PIN you set at step 2 above

Select a question, type your answer and select submit.